



XFL Flexible Linear LED COB Static White

Xicato designs and delivers one of the broadest portfolio spot and linear light sources and electronics that enable architects, designers and building managers to create beautiful, smart spaces in which people love to live and work. With thousands of installations around the globe, Xicato continues to be a leading supplier of high quality lighting solutions. Xicato is defining the future of intelligent light sources by integrating electronics, software and connectivity. Founded in 2007, Xicato's headquarters is based in Silicon Valley and the company has offices in China, Europe and the US.

xicato.com

DRY
LOCATION

DC
ONLY

XFL Flexible Linear LED

COB Static White



Features and Benefits

- COB technology enables dot-free seamless linear lighting, eliminating LED pixelation
- Uniform line of light that can be installed anywhere with strong 3M adhesive and even without channel extrusion
- Standard 24V input for easy compatibility and operation
- Offered in 2700K, 3000K, 4000K, 5000K for flexible lighting design
- Available in spools or as custom finished tape (XFT) cut to a specific length with soldered lead wires

XFL SKU Builder / Ordering Part Number

Model Number is built as follows: XFL-AA-BBCC-DDD-EE-FFGG (applicable to all order codes listed below)

The orderable Xicato part numbers are built as follows:

Spools: XFL-AA-BBCC-DDDEE-FFGG-HHHHH

Custom Tape: XFT-AA-BBCC-DDDEE-FFGG

XFL	--	CSW	--	24	3.0	--	480	20	--	27	90	--	SP005
Product		Collection		Voltage	Watts/foot*		LEDs/meter	IP Rating		CCT	CRI		Spool Length (m)**
XFL (Spools)		CSW		24	3.0		480	20		27 = 2700K	90		5
XFT (Custom)										30 = 3000K			Blank*** (XFTcustomtape)
										40 = 4000K			
										50 = 5000K			

* 1 Watt/foot = 3.28 Watts/meter

** 5m Spool Length = 16.4 feet

*** This field is left blank for XFT order codes. Contact your Xicato Sales Representative to define the specific custom configuration for LED tape and soldered lead wires. The detailed configuration description will be provided with the quote and order confirmation

XFT Custom Tape Options

Contact your Xicato Sales representative to define and order your specific custom configuration

LED Tape

	LED Tape Cut to Length
Length	Min: 50mm (1.97") Max: Max run length (page 4) Available in increments of cuttable length (page 4)

Input Lead Wire

	20 AWG UL2464 Lead Wire Only	20 AWG UL2464 Lead Wire Terminated with Female Barrel Connector
Length	Min: 3" Max: 96" Available in 1" increments	48" fixed length of lead wire
Jacket Color	Black or White	

Optional Output Lead Wire

	20 AWG UL2464 Lead Wire Only	20 AWG UL2464 Lead Wire Terminated with Male Barrel Connector
Length	Min: 3" Max: 96" Available in 1" increments	48" fixed length of lead wire
Jacket Color	Black or White	

Specifications

Common properties across all SKUs

Color	Beam Angle	CRI	Voltage	IP Rating	Minimum Cuttable Length	LEDs/m	Profile	Standard Spool Length m (ft)	Operating Temperature	Storage Temperature
W	135°	90	24VDC	20	50mm (1.97")	480	8mm (0.31")	5 (16.4)	-20°C to 60°C	-20~ +70°C

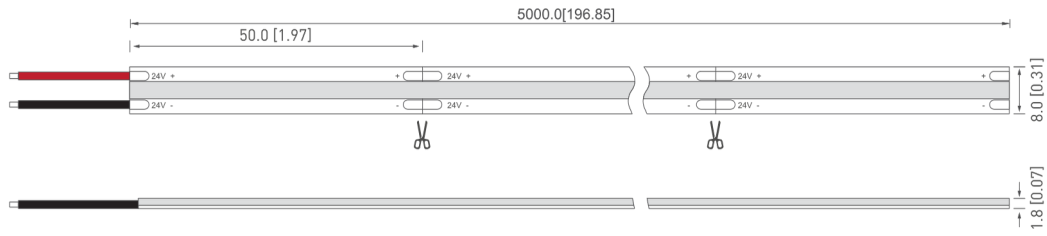
Typical Performance

Model Number	CCT	Power		Flux Output		Efficacy	Max Run	
		W/M	W/ft	lm/m	lm/ft	lm/W	m	ft
XFL-CSW-243.0-48020-2790	2700K	10W	3.04	800	243.8	80	5	16.4
XFL-CSW-243.0-48020-3090	3000K			850	259.1	85		
XFL-CSW-243.0-48020-4090	4000K			950	289.5	95		
XFL-CSW-243.0-48020-5090	5000K			950	289.5	95		

Note:

1. Test environment temperature : 25±2°C.
2. Values above represent typical performance.
3. Luminous flux is tested at each CCT.
4. Luminous efficiency is a measured value.
5. Max run length is in reference to a single feed.
6. Max run length refers to operating length at UL class II @100W, 24V.
7. The luminous flux and power are listed within ±10%.

Profile Drawings



Units: mm [inches]

Bending Radius: $R_{min} = 30mm$



Xicato Controls and Integration

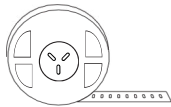
The XFL Portfolio is part of Xicato's comprehensive end-to-end systems, energizing environments through brilliant lighting and Smart Controls.



Xicato App/Software



Remote Interface



24V

Xicato Flexible Linear



Smart/Connected Driver



Xicato Gateway



Local LAN Wifi Router

Connected via Bluetooth Mesh

Connectors

For a complete list of connectors, please visit xicato.com/xfl.

Aluminum Channels

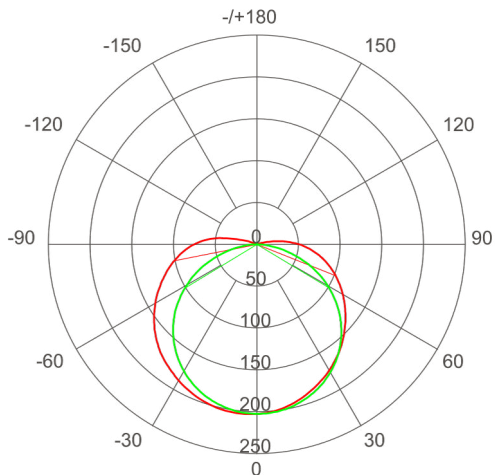
For a complete list of commonly used profiles with this product, please visit xicato.com/xfl.

Installation

Affix with 3M self adhesive tape. 3M tape is included with XFL.

Visit xicato.com/support to download XFL Flexible Linear LED Installation Instructions for Dry Location and Wet Location Linear Lighting.

Luminous Intensity Distribution Diagram




AVERAGE BEAM ANGLE(50%): 132.5°

Unit: cd

- C0/180,147.2°
- C90/270,117.7°

Average Illumination



Note: Above 2 figures generated by measuring 4000K sample.

Warning

1. This product should be installed and serviced in accordance with local and national electrical code regulations by a qualified, licensed electrician. If you are unclear as to how to install & wire this product, contact a qualified professional.
2. Tape light should only be powered by a UL Listed Class 2 DC 24V power supply.
3. Always disconnect the power supply before cutting or connecting tape light. Never attempt any work before shutting off the electricity.
4. Do not exceed maximum tape light run length. Series connections must be within the maximum run length.
5. LED tape light is designed to be cut at designated cut points only. Cutting anywhere other than the cut points will result in damage to the tape light.
6. Do not stare directly into LED lights when illuminated.
7. Do not power LED tape while coiled on reel.
8. Adhere tape to a clean, dry mounting surface free of oils, silicones and dirt particles. If surface is electrically conductive, isolation between soldering points and mounting surface is necessary.
9. Do not install LED tape in a location with direct exposure to the sun or where the ambient temperature is outside the listed temperature range of the product.
10. Prior to installation, verify all components (LED Tape, Driver, Control, & Accessories) are compatible. Configure and pretest your LED system prior to installation to ensure all components are operating correctly.
11. Unused product should be properly placed and stored in an anti static bag
12. Failure to follow safety warnings, and installation instructions will void the warranty for this product.

Consumer Acknowledgment

Xicato, Inc. stands behind its products when they are used in accordance with our specifications. When purchasing Xicato products, the customer agrees and acknowledges that design, configuration and installation is a complex process, and minor changes in layout and in-field adjustments may have a significant impact. Choosing correct components is critical. Xicato will work with the original purchaser to make product selections to the extent of the limited information that the customer provides, but Xicato cannot design a system that anticipates all unknown factors. For this reason, our Warranty does not cover problems caused by improper design, configuration or installation issues. Xicato strongly recommends that licensed professionals be used in the design and installation of any lighting systems with Xicato products. The specifications include important information that should be reviewed and followed.

Please read our full Terms and Conditions to understand what is covered by Xicato's official warranty.

Regulatory Information

Electrical Safety & Handling

CE IEC 62031:2008

UL UL 8750

Warranty

Warranty Duration 5 year





Xicato Global Headquarters

102 Cooper Court,
Los Gatos, CA 95032

Contact Us

Tel: +1 866 223 8395
info@xicato.com

For the most up-to-date data sheet, please visit xicato.com/support.

2022 Xicato, Inc. Product specifications are subject to change without notice. Xicato and the Xicato stylized logo design are registered trademarks of Xicato.