

Networking Solved



- Pathscape, the unified configuration tool for all Pathway Products, provides comprehensive network overview and powerful configuration tools
- End-to-end DMX512 over Ethernet management
- Versatile RDM controller for identifying, patching and setting modes on connected devices
- Rugged gear in every conceivable form-factor
- Portable and installed applications
- Support for ArtNet, E1.31 sACN, Pathport and Shownet
- Entertainment network management that makes sense

PATHPORT GATEWAYS. FEATURE RICH.



- Up to 64000 input universes according to protocol
- Unlimited outputs
- Slot-by-slot softpatch
- Merge either with sACN priorities or strict rules combining up to 8 inputs per slot
- Each output port can have a unique patch
- Port direction set by user, not by connector gender
- Configurable cross fade when input priorities change
- Change input priorities on the fly with "Magic Channel"
- User-definable signal loss behavior
- Adjustable DMX512 update rate
- Pathscape – Free configuration software utility compiled for Windows or Mac
- Pathscape includes E1.20 RDM Controller
- Gateway will unlock 512 free channels of control in CognitoPC off-line editor
- Special model converts Crestron and AMX ASCII control to reliable DMX512

A FORM FACTOR FOR EVERY APPLICATION.



RACK-MOUNT GATEWAYS PWPP RM P8 and P4

- Four or eight DMX512/RDM ports
- Rugged cast aluminum housing
- Front panel LCD display and encoder knob enables most parameters to be set without need for a computer
- Status LEDs for instant confirmation of port direction and activity
- XLR5F, Phoenix terminal and RJ45 etherCON connector options
- 19" rack-mount standard. Optional wall and truss-mount kits



WALL-MOUNT GATEWAYS PWPP WM P1 and P2

- One or two DMX512/RDM ports
- Recessed, surface and portable mounting options
- Power-over-Ethernet or 24VDC input device
- LCD display or LEDs to show port direction and activity
- XLR5 male and female connector options

DIN-MOUNT GATEWAYS PWPP DIN P1, P2 (shown) and P4

- One, two or four DMX512/RDM ports
- 35mm DIN rail mountable
- Power-over-Ethernet or 24VDC operation
- Pluggable compression screw terminal and insulation displacement contact (IDC) connectors
- Network Fade Processor model for ASCII to DMX512 (PWINF NFP)



PORTABLE GATEWAYS PWPP HH P1 (shown), PWPP DT P1 and PWPP TM P1

- One DMX512/RDM port
- XLR5 female connector and EtherCon RJ45 connector
- Power-over-Ethernet device
- Rugged injection molded case rated at IP54 (HH - handheld model only)
- LCD display with three-button user interface enables most parameters to be set without need for computer (HH - handheld model only)
- 9VDC battery enables use as portable handheld basic RDM controller and DMX512 tester (HH - handheld model only)



MANAGED SWITCHES FOR ENTERTAINMENT NETWORKS.



- Designed and manufactured specifically for entertainment systems
- Rack-mounted models have front panel LCD display and an encoder knob that enables most parameters to be set without the need for a computer
- All models managed with Pathscope
- Management features include VLAN, EAPS Ring protection, RSTP, DHCP server and DHCP client, Dante QoS, port speed, bandwidth monitoring and PoE allocation



RACK-MOUNT 12-PORT INSTALLATION SWITCH
PWVIA RM P12 RJ45EC SFPSLOT POE



DIN-MOUNT 8-PORT SWITCH
PWVIA DIN P8 RJ45 SFPSLOT POE

- RJ45 etherCON connectors for copper
- Mini-GBIC SFP/SFP+ ports for fiber and opticalCON DUO or QUAD, depending on model
- Available for permanent rack installation, touring models and for DIN System Installations
- DIN-mounted models are ideal for sACN data distribution in networks using Pathport Gateways, Choreo or Cognito controllers and NSB or Vignette architectural wall stations



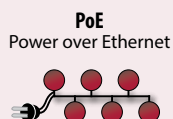
RACK-MOUNT 12-PORT TOURING SWITCH
PWVIA RM P12 RJ45EC DUO POE



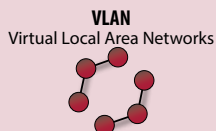
DIN-MOUNT 16-PORT SWITCH
PWVIA DIN P16 RJ45 SFPSLOT POE

Why choose VIA over consumer brand switches?

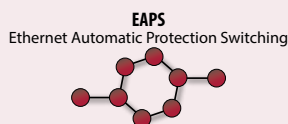
It's not just about road-proven robust hardware. You will find real time-saving management features that are easy to configure and understand. You won't have to go to school to learn how to use VIAs.



- 802.3af 15.4 Watts
- No need for power bricks or IEC's
- Reboot devices from Pathscope




- Gigabit fiber backbone
- Layer 2 independent LANs
- No IP conflict between departments



- Redundancy for cost of Cat5 cable
- Ring breakage heals in 1/20 sec
- Quickly find faults



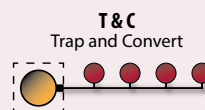
- What's connected here?
- See devices come and go
- Identify Pathway gear at Layer 1



- Robust server at core of network
- Front panel configuration
- IP pool for each VLAN



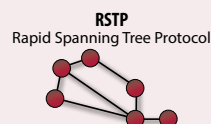
- Easy Access from front display (rack mount models)
- Manage link speeds and find bottlenecks
- Reports % usage at current link speed



- Stops broadcast protocols polluting network
- Converts ArtNet to E1.31 sACN
- Lower burden on 10BaseT devices



- Reduce broadcast traffic everywhere
- Lessens network load on end devices
- Ideally pairs with Trap & Convert



- No fear of creating network loops
- Redundancy for cost of Cat5 cable
- No setup of ports required



- Simple Dante On/Off setup
- Uncompressed, low-latency audio
- Audio & Lighting on same network



- Increase throughput, reduce jitter
- Traffic priority & resource reservation
- Simple setup for audio



A pioneer in entertainment lighting, Pathway Connectivity is renowned for solid, easy-to-use equipment with comprehensive, robust features.

Our reputation for innovation and reliability is based on over twenty-five years commitment to enhancing the functions and interoperability of lighting systems around the world.



For more info, visit
www.pathwayconnect.com