



XFL Flexible Linear LED

Dim to Warm

Xicato designs and delivers one of the broadest portfolio spot and linear light sources and electronics that enable architects, designers and building managers to create beautiful, smart spaces in which people love to live and work. With thousands of installations around the globe, Xicato continues to be a leading supplier of high quality lighting solutions. Xicato is defining the future of intelligent light sources by integrating electronics, software and connectivity. Founded in 2007, Xicato's headquarters is based in Silicon Valley and the company has offices in China, Europe and the US.

XFL Flexible Linear LED

Dim to Warm



Features

- Unmatched performance for CRI, R9, Fidelity and Gamut
- Premium ≤ 2 SDCM color consistency
- 224 LEDs/m
- 24V input, standard for simpler power design and selection
- Superior construction for higher reliability and heat management
- 10-year warranty
- Color temperature warms as intensity is reduced
- Works with PWM dimmers

Spec Locks

Spec Locks	Gold Plated PCB	CRI	R9	Gamut	Fidelity	SDCM Steps	Max Run	Luminous Efficacy	Benefits
Dim to Warm									Superior Construction, long lifespan Supported by Xicato Bluetooth® Mesh Control portfolio

XFL SKU Builder / Ordering Part Number

The Xicato part number is built as follows: XFL-AA-BBCC-DDDEE-FFGG-HHHHH

XFL	--	DW	--	24	3.2	--	224	67	--	22.40	90/97	--	SP005
XFL	--	DW	--	24		--	224	67	--	22.40	90/97	--	
Product		Collection		Voltage	Watts/foot*		LEDs/meter	IP Rating		CCT	CRI		Spool Length (m)**
					3.2					2200 - 4000	90.97		5
													10

* 1 Watt/foot = 3.28 Watts/meter

** 5m Spool Length = 16.4 feet

Specifications

Common properties across all SKUs

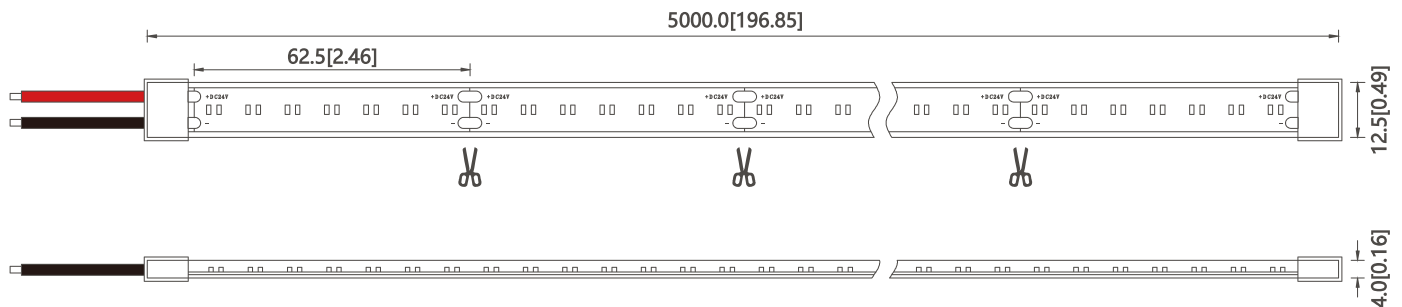
Color	Beam Angle	CRI	Voltage	IP Rating	Minimum Cuttable Length	LEDs/m	Profile	Standard Spool Length m (ft)	Operating Temperature	Storage Temperature
W+W	120°	95+	24VDC	67	62.5mm (2.46")	224	12mm (0.47")	5 (16.4) 10 (32.8)	80°C	-20~ +70°C

Model No.	CCT	Efficacy (lm/W)	Flux lm/ft (lm/m)	Watts/m (W/ft)	Max Run Length m (ft)
XFL-DW-243.2-22467-22.4095/95	2200-4000	≤55	≤174 (≤571)	10.4 (3.2)	4.0 (13.12)

Note:

1. Test environment temperature : 25±2°C.
2. Values above represent typical performance.
3. Luminous flux is tested at each CCT.
4. Luminous efficiency is a measured value.
5. Max run length is in reference to a single feed.
6. Max run length refers to operating length at UL class II @100W, 24V.
7. The luminous flux and power are listed within ±10%.

Profile Drawing



Units: mm (inches)

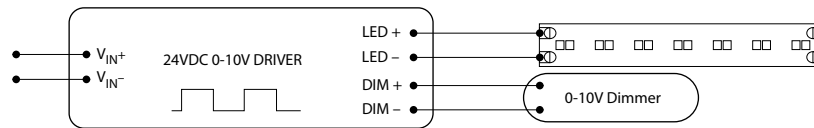
Wiring for Controls

Common properties across all SKUs

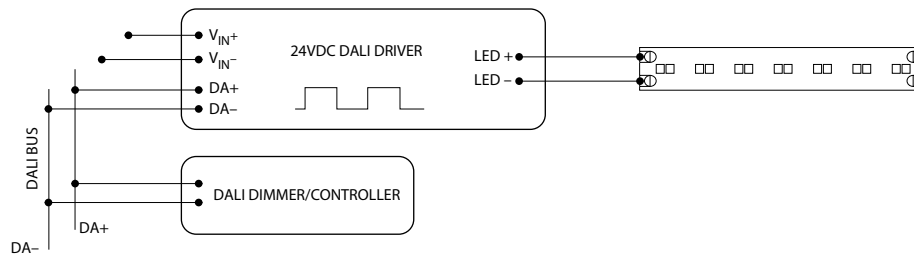
XFL Dim to Warm dimming is achieved by varying the PWM duty cycle of the current into the XFL tape light.

Apply one of the following dimming methods to dim the Dim to Warm XFL Flexible Linear Tape. Wiring diagrams shown here are for reference only. Always consult the driver or power supply data sheet for wiring diagram and controller/dimmer compatibility.

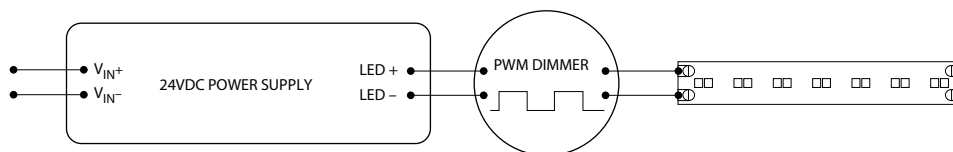
1. 0-10V Dimming



2. DALI

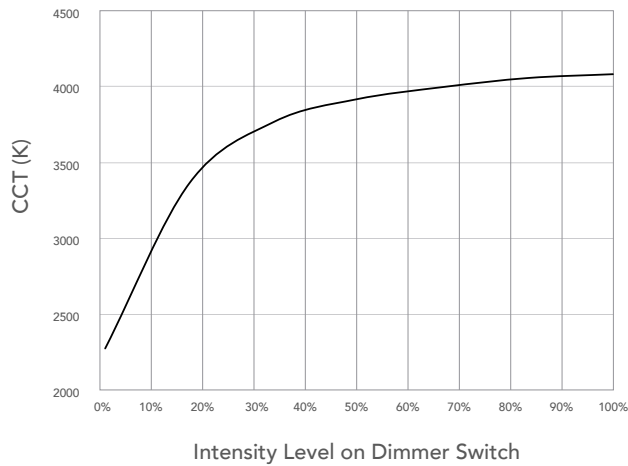


3. Inline PWM Dimmer

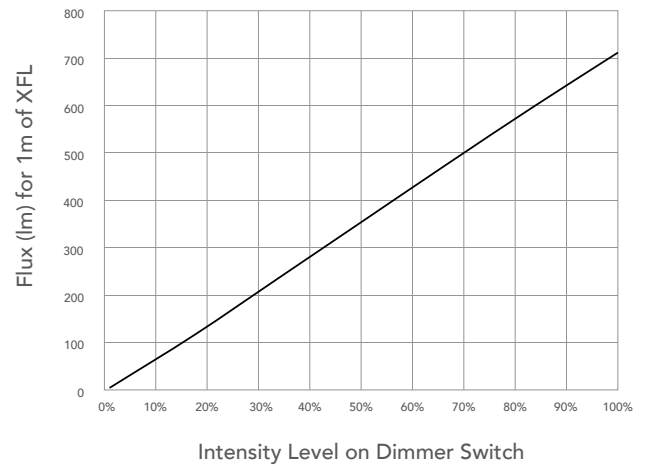


Dimming Curve

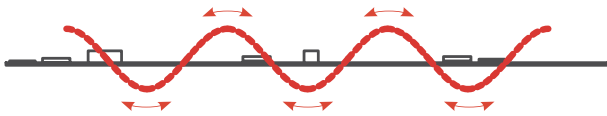
XFL DW 4000K-2200K, CCT vs Intensity Level



XFL DW 4000K-2200K, Flux vs Intensity Level

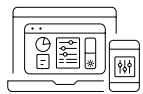


Max Bending Radius: $R_{min} = 30mm$



Xicato Controls and Integration

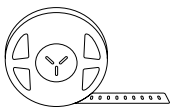
The XFL Portfolio is part of Xicato's comprehensive end-to-end systems, energizing environments through brilliant lighting and Smart Controls.



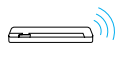
Xicato App/Software



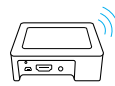
Remote Interface



24V —> Xicato Flexible Linear



--- Smart/Connected Driver



--- Xicato Gateway



--- Local LAN Wifi Router

--- Connected via Bluetooth Mesh

Connectors

For a complete list of connectors, please visit xicato.com/xfi.

Aluminum Channels

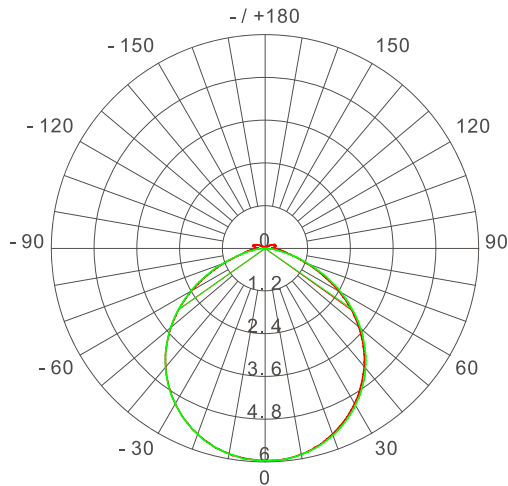
For a complete list of commonly used profiles with this product, please visit xicato.com/xfi.

Installation

Affix with 3M self adhesive tape. 3M tape is included with XFL.

Visit xicato.com/support to download XFL Flexible Linear LED Installation Instructions for Dry Location Linear Lighting.

Polar Luminous Intensity Diagram



AVERAGE BEAM ANGLE(50%): 109.6°


Unit: cd

— C0/180,109.2°

— C90/270,109.9°

Illuminance Cone Diagram

Flux Out: 12.10lm



Note:

The Curves indicate the illuminated area and the average illumination when the luminaire is at different distance. Measurements at 100% intensity

Warning

1. This product should be installed and serviced in accordance with local and national electrical code regulations by a qualified, licensed electrician. If you are unclear as to how to install and wire this product, contact a qualified professional.
2. Tape light should only be powered by a UL Listed Class 2 DC 24V power supply.
3. Always disconnect the power supply before cutting or connecting tape light. Never attempt any work before shutting off the electricity.
4. Do not exceed maximum tape light run length. Series connections must be within the maximum run length.
5. LED tape light is designed to be cut at designated cut points only. Cutting anywhere other than the cut points will result in damage to the tape light.
6. Do not stare directly into LED lights when illuminated.
7. Do not power LED tape while coiled on reel.
8. Adhere tape to a clean, dry mounting surface free of oils, silicones and dirt particles. If surface is electrically conductive, isolation between soldering points and mounting surface is necessary.
9. Do not install LED tape in a location with direct exposure to the sun or where the ambient temperature is outside the listed temperature range of the product.
10. Prior to installation, verify all components (LED tape, driver, control, & accessories) are compatible. Configure and pre-test your LED system prior to installation to ensure all components are operating correctly.
11. Unused product should be properly placed and stored in an anti static bag
12. Failure to follow safety warnings, and installation instructions will void the warranty for this product.

Consumer Acknowledgment

Xicato, Inc. stands behind its products when they are used in accordance with our specifications. When purchasing Xicato products, the customer agrees and acknowledges that design, configuration and installation are complex processes not managed by Xicato, and minor changes or errors in layout and infield adjustments may have a significant impact. Choosing correct components is critical. Xicato will work with the original purchaser to make product selections to the extent of the limited information that the customer provides, but Xicato cannot design a system that anticipates all unknown factors. For this reason, our Warranty does not cover problems caused by improper design, configuration or installation issues. Xicato strongly recommends that licensed professionals be used in the design and installation of any lighting systems with Xicato products. The specifications include important information that should be reviewed and followed.

Please read our full Terms and Conditions to understand what is covered by Xicato's official warranty.

Regulatory Information

Electrical Safety & Handling

CE	IEC 62031:2008
UL	UL 8750 Cert E499492
Model	XFL-VW-24-67-X
Type	XFL-DW-24aa-bb67-Xcc-dd

Warranty

Warranty Duration	10 year
--------------------------	---------





Xicato Global Headquarters

102 Cooper Court,
Los Gatos, CA 95032

Contact Us

Tel: +1 866 223 8395
info@xicato.com

For the most up-to-date data sheet, please visit xicato.com/support.

2022 Xicato, Inc. Product specifications are subject to change without notice. Xicato and the Xicato stylized logo design are registered trademarks of Xicato.