



XFL Flexible Linear LED Full Spectrum

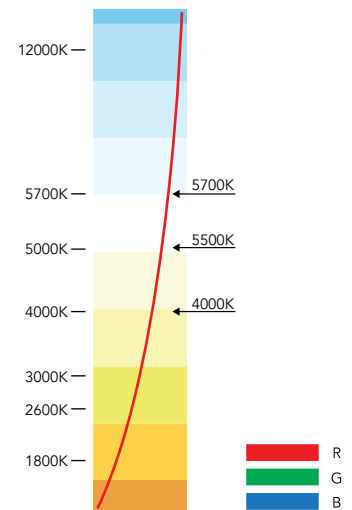
Xicato designs and delivers one of the broadest portfolio spot and linear light sources and electronics that enable architects, designers and building managers to create beautiful, smart spaces in which people love to live and work. With thousands of installations around the globe, Xicato continues to be a leading supplier of high quality lighting solutions. Xicato is defining the future of intelligent light sources by integrating electronics, software and connectivity. Founded in 2007, Xicato's headquarters is based in Silicon Valley and the company has offices in China, Europe and the US.

XFL Flexible Linear LED

Full Spectrum

Features

- Unmatched performance for CRI, R9, Fidelity and Gamut
- Premium ≤ 3 SDCM color consistency
- 120 LEDs/m
- 24V input, standard for simpler power and design
- Superior construction for higher reliability and heat management
- 10-year warranty



Spec Locks

Spec Locks	Gold Plated PCB	CRI	R9	Gamut	Fidelity	SDCM Steps	Max Run	Luminous Efficacy	Benefits
Full Spectrum									Promotes wellness, low blue pump Supported by Xicato Bluetooth® Mesh Control portfolio

XFL SKU Builder / Ordering Part Number

The Xicato part number is built as follows: XFL-AA-BBCC-DDDEE-FFGG-HHHHH

XFL	--	FS	--	24	3.0	--	120	67	--	40	95	--	SP005
XFL	--	FS	--	24		--	120	67	--		95	--	
Product		Collection		Voltage	Watts/foot*		LEDs/meter	IP Rating		CCT	CRI		Spool Length (m)**
					3.0					40 = 4000			5
					4.4					50 = 5000			10
					5.0					57 = 5700			
					6.0								

* 1 Watt/foot = 3.28 Watts/meter

** 5m Spool Length = 16.4 feet

Specifications

Common properties across all SKUs

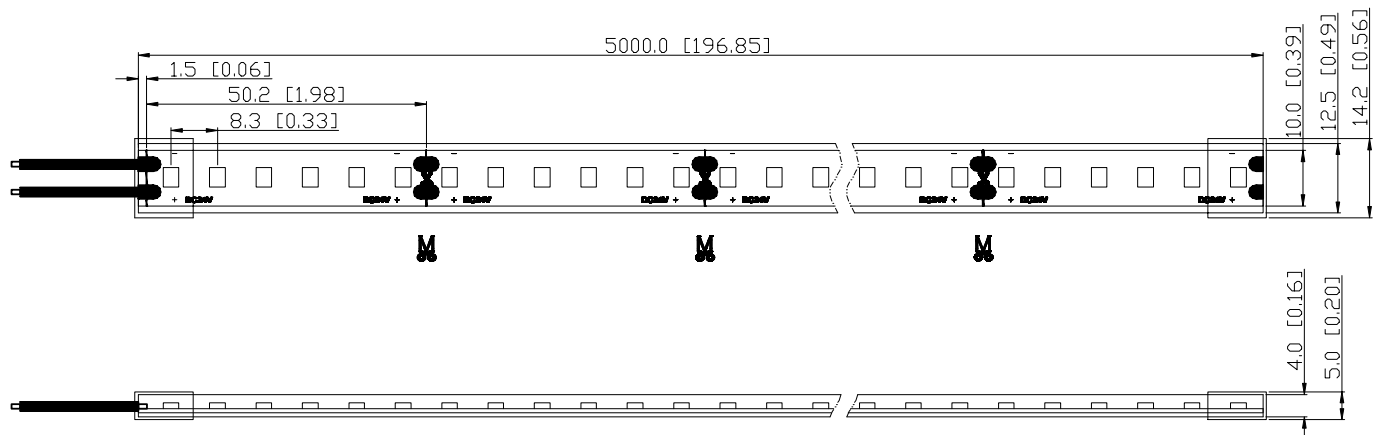
Color	Beam Angle	CRI	Voltage	IP Rating	Minimum Cuttable Length	LEDs/m	Profile	Standard Spool Length m (ft)	Operating Temperature	Storage Temperature
W	120°	95	24VDC	65	50mm (1.97")	120	10mm (0.39")	5 (16.4) 10 (32.8)	-20°C to 60°C	-20~ +70°C

Model No.	CCT	Efficacy (lm/W)	Flux lm/m (lm/ft)	Watts/m (W/ft)	Max Run Length m (ft)
XFL-FS-243.0-12067-4095	4000	74	221 (728)	9.84 (3)	11 (36.1)
XFL-FS-243.0-12067-5095	5000	74	224 (735)		
XFL-FS-243.0-12067-5795	5700	75	226 (742)		
XFL-FS-244.4-12067-4095	4000	70	309 (1015)	14.43 (4.4)	8 (26.2)
XFL-FS-244.4-12067-5095	5000	71	312 (1026)		
XFL-FS-244.4-12067-5795	5700	72	318 (1044)		
XFL-FS-245.0-12067-4095	4000	69	345 (1132)	16.4 (5)	6.5 (21.3)
XFL-FS-245.0-12067-5095	5000	70	349 (1148)		
XFL-FS-245.0-12067-5795	5700	70	349 (1148)		
XFL-FS-246.0-12067-4095	4000	67	402 (1319)	19.68 (6)	5 (16.4)
XFL-FS-246.0-12067-5095	5000	65	389 (1279)		
XFL-FS-246.0-12067-5795	5700	66	395 (1299)		

Note:

1. Test environment temperature : 25±2°C.
2. Values above represent typical performance.
3. Luminous flux is tested at each CCT.
4. Luminous efficiency is a measured value.
5. Max run length is in reference to a single feed.
6. Max run length refers to operating length at UL class II @100W, 24V.
7. The luminous flux and power are listed within ±10%.

Profile Drawings



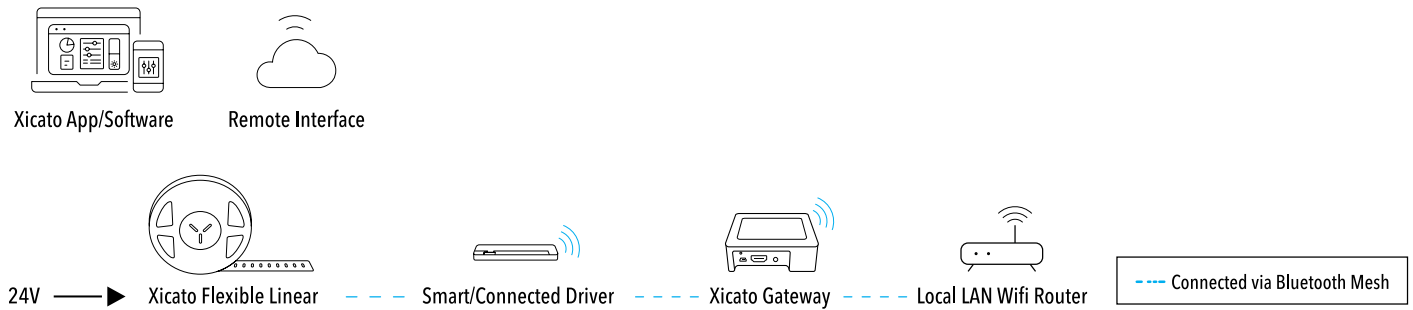
Units: mm (inches)
Note: Tolerance ± 0.5 mm

Max Bending Radius: $R_{min} = 20mm$



Xicato Controls and Integration

The XFL Portfolio is part of Xicato's comprehensive end-to-end systems, energizing environments through brilliant lighting and Smart Controls.



Connectors

For a complete list of connectors, please visit xicato.com/xfl.

Aluminum Channels

For a complete list of commonly used profiles with this product, please visit xicato.com/xfl.

Installation

Install using mounting kit. Mounting kit is sold separately.

Visit xicato.com/support to download XFL Flexible Linear LED Installation Instructions for Wet Location Linear Lighting.

Warning

1. This product should be installed and serviced in accordance with local and national electrical code regulations by a qualified, licensed electrician. If you are unclear as to how to install and wire this product, contact a qualified professional.
2. Tape light should only be powered by a UL Listed Class 2 DC 24V power supply.
3. Always disconnect the power supply before cutting or connecting tape light. Never attempt any work before shutting off the electricity.
4. Do not exceed maximum tape light run length. Series connections must be within the maximum run length.
5. LED tape light is designed to be cut at designated cut points only. Cutting anywhere other than the cut points will result in damage to the tape light.
6. Do not stare directly into LED lights when illuminated.
7. Do not power LED tape while coiled on reel.
8. Adhere tape to a clean, dry mounting surface free of oils, silicones and dirt particles. If surface is electrically conductive, isolation between soldering points and mounting surface is necessary.
9. Do not install LED tape in a location with direct exposure to the sun or where the ambient temperature is outside the listed temperature range of the product.
10. Prior to installation, verify all components (LED tape, driver, control, & accessories) are compatible. Configure and pre-test your LED system prior to installation to ensure all components are operating correctly.
11. Unused product should be properly placed and stored in an anti static bag
12. Failure to follow safety warnings, and installation instructions will void the warranty for this product.

Customer Acknowledgment

Xicato, Inc. stands behind its products when they are used in accordance with our specifications. When purchasing Xicato products, the customer agrees and acknowledges that design, configuration and installation are complex processes not managed by Xicato, and minor changes or errors in layout and infield adjustments may have a significant impact. Choosing correct components is critical. Xicato will work with the original purchaser to make product selections to the extent of the limited information that the customer provides, but Xicato cannot design a system that anticipates all unknown factors. For this reason, our Warranty does not cover problems caused by improper design, configuration or installation issues. Xicato strongly recommends that licensed professionals be used in the design and installation of any lighting systems with Xicato products. The specifications include important information that should be reviewed and followed.

Please read our full Terms and Conditions to understand what is covered by Xicato's official warranty.

Regulatory Information

Electrical Safety & Handling

CE	IEC 62031:2008
UL	UL 8750
Model	XFL-FS-24-67-X
Type	XFL-FS-24aa-bb67-Xcc-dd

Warranty

Warranty Duration	10 year
--------------------------	---------





Xicato Global Headquarters

102 Cooper Court
Los Gatos, CA 95032

Contact Us

Tel: +1 866 223 8395
info@xicato.com

For the most up-to-date data sheet, please visit xicato.com/support.

2021 Xicato, Inc. Product specifications are subject to change without notice. Xicato and the Xicato stylized logo design are registered trademarks of Xicato.