

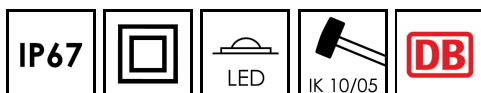
instalight 3065 DB
Cubic compact spot



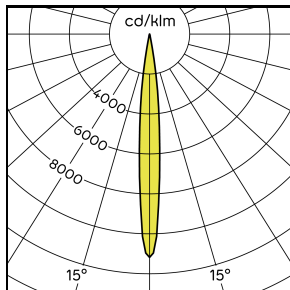
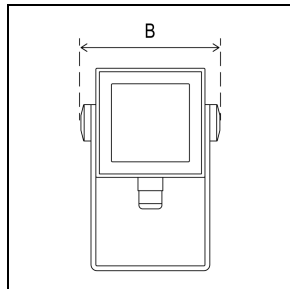
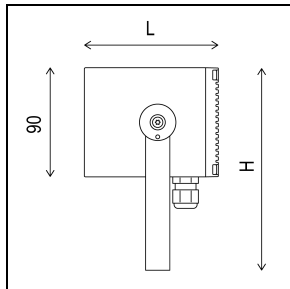
The miniature spot, with its high light output, can primarily show its benefits in targeted accenting. Precisely directed white light, an integrated power supply module and the ultra-compact design turn this luminaire into the ideal lighting tool for delicate presentations on buildings, as well as in parks and gardens.

Main Features

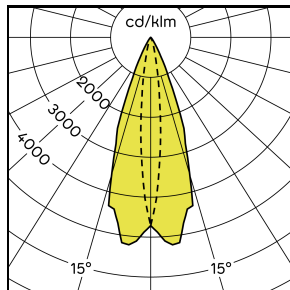
- > Minimum installation and planning effort due to direct access to main voltage
- > Ideal for accent lighting by means of rotationally symmetrical or oval appearance
- > Positive locking cover disk prevents dirt adhesion
- > The variant with the light colour 4000 K is listed for use at the Deutsche Bahn AG
- > Mounting bracket can be removed for easy and comfortable assembly



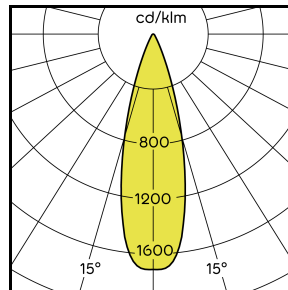
Product Variations



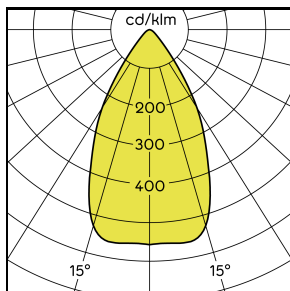
10°





















12° X 41°



30°



54°

			DB-listed	Optics dir.	Max. lumin. flux	Light colour
il 3065 1E4 WWH A1 2230			No	12° x 41°	930 lm	3000 K
il 3065 1E4 NWH A1 2230			Yes	12° x 41°	960 lm	4000 K
il 3065 A15 WWH A1 2230			No	30°	860 lm	3000 K
il 3065 A15 NWH A1 2230			Yes	30°	910 lm	4000 K
il 3065 A05 WWH A1 2230			No	10°	940 lm	3000 K
il 3065 A05 NWH A1 2230			Yes	10°	980 lm	4000 K
il 3065 A27 WWH A1 2230			No	54°	820 lm	3000 K
il 3065 A27 NWH A1 2230			Yes	54°	860 lm	4000 K

Specifications

Lifecycle Status	Active
Light distribution	symmetrical
Rated voltage AC	220 ... 240 V
Mains frequency	50 / 60 Hz
Power consumption	9.5 W
Power factor	0.6
Degree of protection	IP67
Efficiency class	A+
Protection class	II
Optics	Clear
Colour rendition Ra	85
Ambient temperature	-25 ... +35 °C

Storage/transport temperature	-25 ... +85 °C
Service life (L80/B10)	60,000 h
Length (L)	105 mm
Width (B)	110 mm
Height (H)	167 mm
Connection mode	Screw terminal
Cable length	1000 mm
Dimmable/Controllable	No
Housing colour	Silver grey
Housing material	Aluminium
Cover material	Tempered glass
Weight	1.5 kg
Impact strength	IK10 / IK05