

instalight 1060 LN

Cast in-ground light line

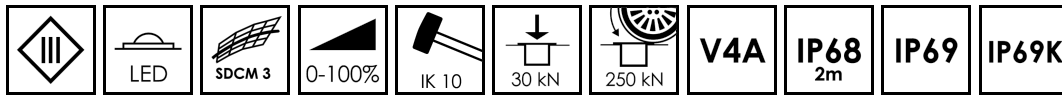


With its monochrome line and low power consumption, the V4A stainless steel in-ground light line can fulfil all kinds of requirements, anywhere in the world - on squares and paths, indoors and outdoors, above and below water.

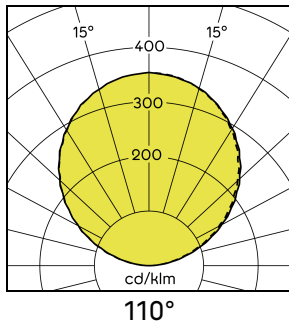
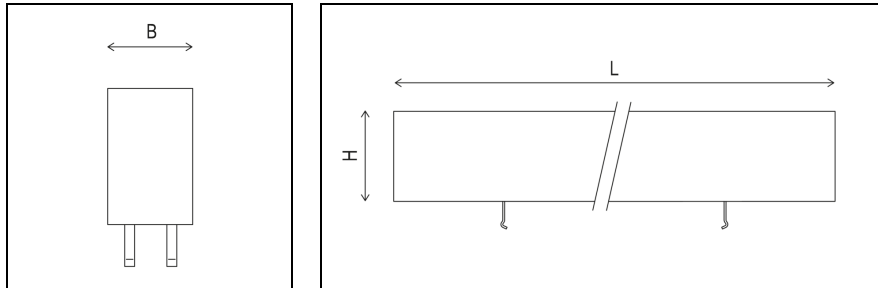
Main Features

- > Homogeneous light-emitting surface for aesthetic lighting effect
- > Minimally visible housing parts make the luminaire inconspicuous in daylight
- > Flush installation for perfect integration into the surroundings
- > Weatherproof and UV-resistant materials guarantee color stability for the entire service life
- > Extremely stable installation frame, can withstand wheeled vehicles
- > High quality look due to construction without screws in the visible area
- > Frameless housing ensures seamless transition to light-emitting surface
- > V4A stainless-steel housing for durable operation in an external environment
- > Maintenance-free and safe from vandalism thanks to impact-resistant full grouting
- > Snap-In-technology of the light inserts for fast assembly without tools
- > Ready to connect with system plug for quick and reliable installation
- > IP69: According to ISO 20653 (standard including cleaning with high-pressure hot vapour cleaner)
- > IP69K: According to EN DIN 40050-9 (standard including cleaning with high-pressure hot vapour cleaner)
- > Project-related special lengths on request





Product Variations



	P	Max. lumin. flux	Light colour	Length (L)	Weight
il 1060 LN 344 BU	2.4 W	12 lm	Blue	344 mm	1.4 kg
il 1060 LN 344 830	2.4 W	104 lm	3000 K	344 mm	1.4 kg
il 1060 LN 344 840	2.4 W	104 lm	4000 K	344 mm	1.4 kg
il 1060 LN 344 827	2.4 W	104 lm	2700 K	344 mm	1.4 kg
il 1060 LN 500 BU	3.6 W	18 lm	Blue	500 mm	2 kg
il 1060 LN 500 827	3.6 W	156 lm	2700 K	500 mm	2 kg
il 1060 LN 500 840	3.6 W	156 lm	4000 K	500 mm	2 kg
il 1060 LN 500 830	3.6 W	156 lm	3000 K	500 mm	2 kg
il 1060 LN 1000 BU	7.2 W	24 lm	Blue	1000 mm	4 kg
il 1060 LN 1000 827	7.2 W	312 lm	2700 K	1000 mm	4 kg
il 1060 LN 1000 830	7.2 W	312 lm	3000 K	1000 mm	4 kg
il 1060 LN 1000 840	7.2 W	312 lm	4000 K	1000 mm	4 kg

Specifications

Lifecycle Status	Active
Rated voltage DC	DC 28 V SELV
Protection connector	IP67
Protection luminaire	IP68, 2 m / IP69 / IP69K
Protection class	III
Optics	Satined
Beam angle direct	110°
Luminous efficiency	43 lm/W
Ambient temperature	-20 ... +45 °C
Storage/transport temperature	-25 ... +60 °C
Service life (L80/B10)	60,000 h
Width (B)	29 mm

Height (H)	70 mm
Connection mode	ITT Cannon IP67
Cable length	2x 500 mm
Dimmable/Controllable	Yes
Interface	Depending on the ballast used
Housing colour	stainless steel
Housing material	Stainless steel (V4A)
Cover material	Plastic
Glow-wire testing	650 °C
Weight	4 kg/m
Impact strength	IK10
Stat. pressure load	30 kN
Ability to be traversed by vehicles	yes

Accessories



Mounting frame 1000 x 165
IL 1060 F 1000 X 165



Mounting frame 1000 x 125
IL 1060 F 1000 X 125



Mounting frame 1000 x 90
IL 1060 F 1000 X 90



Mounting frame 500 x 165
IL 1060 F 500 X 165



Mounting frame 500 x 125
IL 1060 F 500 X 125



Mounting frame 500 x 90
IL 1060 F 500 X 90



Mounting frame 344 x 165
IL 1060 F 344 X 165



Mounting frame 344 x 125
IL 1060 F 344 X 125



Mounting frame 344 x 90
IL 1060 F 344 X 90



Lifting tool il1060
IL 1060 ZM 01



Safety sleeve IP67
50900049




Adapter cable
58924050



End plug
58926010



End socket
58926011



Supply unit 0-120 W / AM
58920027



SNT ELI 0-120 W
58916023



SNT ELI 0-57 W
58916030



SNT ELI 0-110 W / 30 V
50930074