


## SOLOdrive

SOLOdrive offers industry-best Natural Dimming to dark - LED dimming made beautiful! With any dimmer, in any application. Symbiosis on SOLOdrive stands for unity, for the SOLOdrive working seamlessly together with LED modules, controls and intelligent luminaire elements.

## Product offering



### SOLOdrive 760/L

Part number (P/N)	SL0760L3
Product description	SOLOdrive AC, 75W, DALI-2 + AUX, 1 control channel, constant current, 2x 55V output, side feed, long metal

## Features & benefits

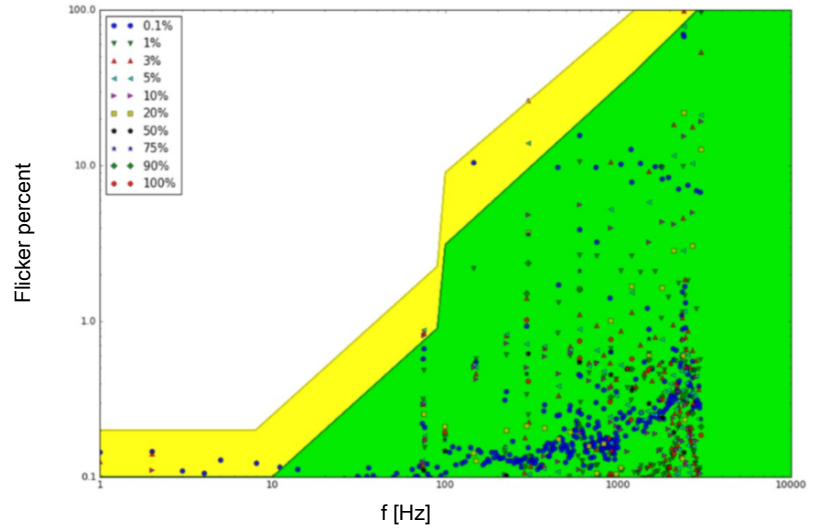
Natural dimming	Dim to dark, smooth brightness changes, excellent flicker performance, adaptable dimming curves, configurable minimum dimming level
LightShape	Dim to Warm: decrease colour temperature when dimming
Symbiosis	Seamless interoperability with LED modules, controls and in-luminaire intelligent devices
LEDcode	LEDcode2 connects to integrated digital accessories, supports location-based IoT applications and enables wired and wireless lighting control through LEDcode peripheral devices
Programmable	Fine-tune your driver for any application
Performance	Universal input voltage range, low inrush current and total harmonic distortion (THD), high power factor and efficiency
Camera compatibility	Hybrid HydraDrive technology is proven to work in TV studios and security camera environments

Project name:	Contact details:
Project number:	
LED driver order number:	

## Typical flicker performance

Typical flicker performance

Typical flicker percent as a function of frequency, measured across the dimming range. The results are overlaid with the low-risk (yellow) and no observable effect (green) levels as defined in IEEE P1789.



## Electrical specifications

Driver type	constant current
Number of LED outputs	2
Maximum LED output power	75W
Programmable LED output current range	150 - 1400mA
LED output type	Programmable in 1mA increments within specified current range
LED output voltage range	2 - 55V
Auxiliary output	15.5-25V DC, 18mA max
Nominal input voltage range AC	120 - 250V (ENEC), 120 - 277V (UL)
Nominal input voltage range DC	120 - 250V
Control protocol	DALI-2 Device Type 6 LEDcode2
Control channels	1

## Certifications



## Warranty

Warranty period [General Terms and Conditions](#)

## Dimensions, weight, packaging

Length (L) typical: 424 mm / 16.69 in


Width (W) typical: 30.2 mm / 1.19 in

Height (H) typical: 26.8 mm / 1.06 in

Weight 405 g

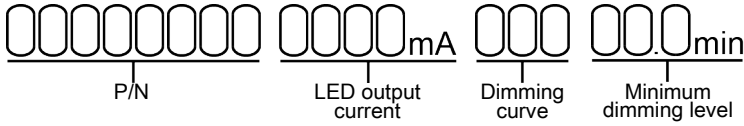
Products per box 50 pcs

## Connector layout

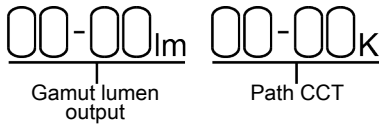
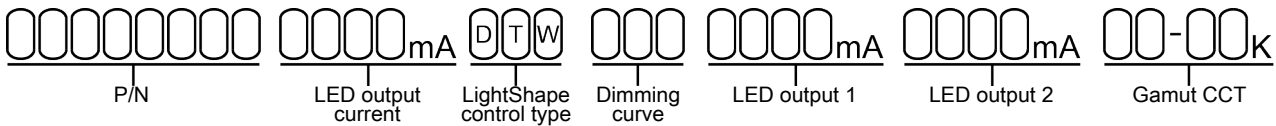


**Order number configurator**

**Standard**



**LightShape**



P/N	LED driver part number.
LED output current, Standard	Enter value in 1mA increments, e.g. "811" for 811mA
LED output current, LightShape	Output current identical for all outputs? Enter value in 1mA increments, e.g. "811" for 811mA and leave the fields "LED output 1" and "LED output 2" blank. Output current different per output? Enter "MCUR" in LED output current and specify the differing currents in LED output 1/2.
LightShape control type	"DTW" stands for Dim to Warm
Dimming curve	"LOG" for logarithmic (default) "LIN" for linear
Minimum dimming level	Leave blank for default minimum dimming level of 0.1%. Specify in 0.1% increments, e.g. "10.5" for 10.5%.
Gamut CCT	LightShape-specific option. Enter the LEDs' CCT as "XX-YY" where XX is LED output 1 and YY is LED output 2. Available options per output: 18, 20, 22, 25, 27, 30, 35, 40, 50, 57 and 65. E.g. "18-50" for 1800K on LED output 1 and 5000K on LED output 2.
Gamut lumen output	Enter the lumen output range for LED output 1 and 2 as "XX-YY" where XX is LED output 1 and YY is LED output 2. Available range per output: from "01" for 100lm to "99" for 9900lm. E.g. "10-12" for 1000lm on LED output 1 and 1200lm on LED output 2.

Path CCT

Leave blank if Path CCT requires the same values as Gamut CCT. Or specify the Path CCT values as "XXYY" where XX is LED output 1 and YY is LED output 2. Available options per output: 18, 20, 22, 25, 27, 30, 35, 40, 50, 57, 65. E.g. "18-50" for 1800K on LED output 1 and 5000K on LED output 2.

---

---

**Europe, Rest of World**

eldoLED B.V.  
Science Park Eindhoven 5125  
5692 ED Son  
The Netherlands

E: [info@eldoled.com](mailto:info@eldoled.com)  
W: [www.eldoled.com](http://www.eldoled.com)

**North America**

eldoLED America  
One Lithonia Way  
Conyers, GA 30012  
USA

E: [info@eldoled.com](mailto:info@eldoled.com)  
W: [www.eldoled.com](http://www.eldoled.com)

---