


SOLOdrive

SOLOdrive offers industry-best Natural Dimming to dark - LED dimming made beautiful! With any dimmer, in any application. Symbiosis on SOLOdrive stands for unity, for the SOLOdrive working seamlessly together with LED modules, controls and intelligent luminaire elements.

Product offering



SOLOdrive 360/S

Part number (P/N)	SL0360S3
Product description	SOLOdrive AC, 30W, DALI-2, 1 control channel, constant current, 1x 55V output, side feed, metal square

Features & benefits

Natural dimming	Dim to dark, smooth brightness changes, excellent flicker performance, adaptable dimming curves, configurable minimum dimming level
Symbiosis	Seamless interoperability with LED modules, controls and in-luminaire intelligent devices
LEDcode	LEDcode2 connects to integrated digital accessories, supports location-based IoT applications and enables wired and wireless lighting control through LEDcode peripheral devices
Programmable	Fine-tune your driver for any application
Performance	Low inrush current and total harmonic distortion (THD), high power factor and efficiency
Camera compatibility	Hybrid HydraDrive technology is proven to work in TV studios and security camera environments

Project name:	Contact details:
Project number:	
LED driver order number:	

Electrical specifications

Driver type	constant current
Number of LED outputs	1 (UL Class 2)
Maximum LED output power	30W
Programmable LED output current range	150-1,400mA
LED output type	Programmable in 1mA increments within specified current range
LED output voltage range	2-55V
Nominal input voltage range AC	120-250V (ENEC)
	120-277V (UL)
Nominal input voltage range DC	120-250V
Control protocol	DALI-2 Device Type 6
	LEDcode2
Control channels	1

Certifications




Warranty

Warranty period	General Terms and Conditions
-----------------	--

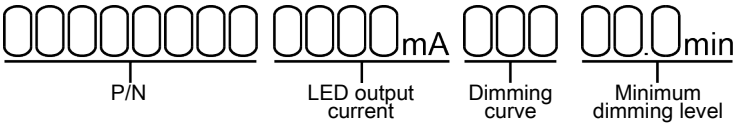
Dimensions, weight, packaging

Length (L)	typical: 130 mm / 5.12 in
Width (W)	typical: 72 mm / 2.83 in
Height (H)	typical: 28 mm / 1.1 in
Weight	285.5 g

Connector layout



Order number configurator



P/N	LED driver part number.
LED output current	Enter value in 1mA increments, e.g. "811" for 811mA
Dimming curve	"LOG" for logarithmic (default) "LIN" for linear
Minimum dimming level	Leave blank for default minimum dimming level of 0.1%. Specify in 0.1% increments, e.g. "10.5" for 10.5%.

Europe, Rest of World

eldoLED B.V.
Science Park Eindhoven 5125
5692 ED Son
The Netherlands

E: info@eldoled.com
W: www.eldoled.com

North America

eldoLED America
One Lithonia Way
Conyers, GA 30012
USA

E: info@eldoled.com
W: www.eldoled.com