

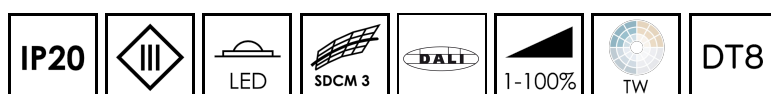
instalight NoLimit 4033 high power spot sixfold
Rotatable and swivelling light insert



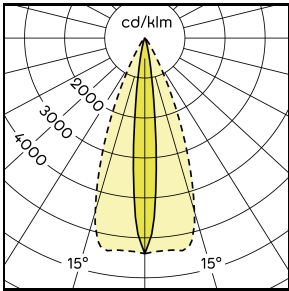
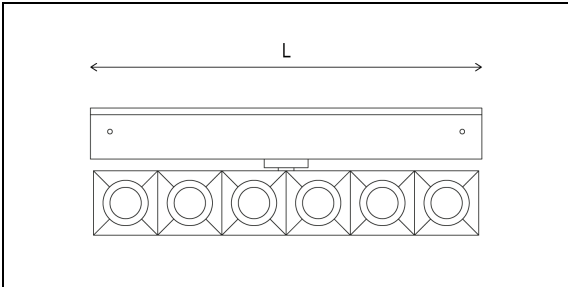
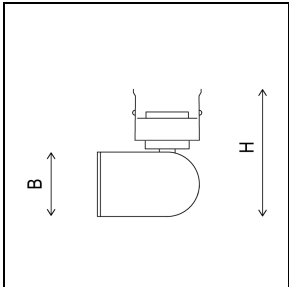
The spotlight modules, which are available in three power classes, can be infinitely rotated and swivelled as well as freely positioned in all profiles of the instalight NoLimit system. With up to six light outlets, high luminance levels can be achieved in accent lighting. The precision optics create a high quality of light.

Main Features

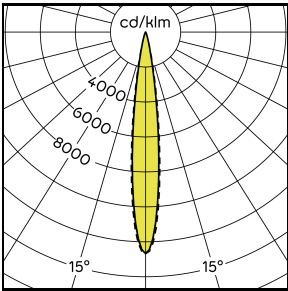
- > Spotlight, which can be infinitely rotated and swivelled to all sides
- > Ideal for lighting situations that require frequent adaptations
- > Homogeneous light mixture within one single optic with Tunable White
- > Precise light projection for all light colours
- > Free placement and positioning inside of the NoLimit system profile
- > Three different optics (spot, medium and oval), three different light colours as well as a Tunable White version provide a very wide range of design possibilities.
- > The engagement position, which can be selected in three stages for all modules, allows further adaptation to the ceiling level and the chosen lighting concept



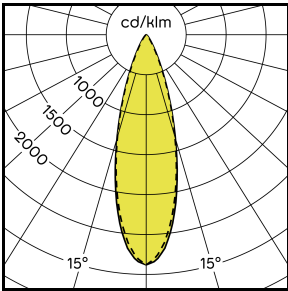
Product Variations



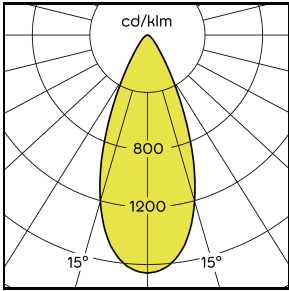
12° X 43°



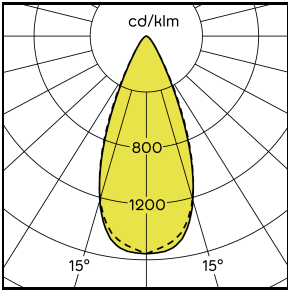
14°




















































































30°



43°



45°

				P	Optics dir.	Max. lumin. flux	Light colour	LI	Housing colour
il4033_HS827X_B30_0246_CC_XX01				16 W	30°	1560 lm	2700 K	31	RAL 9011 (Black)
il4033_HS827X_W30_0246_CC_XX01				16 W	30°	1600 lm	2700 K	31	RAL 9016 (traffic white)
il4033_HS830X_B30_0246_CC_XX01				16 W	30°	1750 lm	3000 K	31	RAL 9011 (Black)
il4033_HS840X_B30_0246_CC_XX01				16 W	30°	1750 lm	4000 K	31	RAL 9011 (Black)
il4033_HS840X_W30_0246_CC_XX01				16 W	30°	1800 lm	4000 K	31	RAL 9016 (traffic white)
il4033_HS830X_W30_0246_CC_XX01				16 W	30°	1800 lm	3000 K	31	RAL 9016 (traffic white)
il4033_HS827X_B45_0246_CC_XX01				16 W	45°	1470 lm	2700 K	31	RAL 9011 (Black)
il4033_HS827X_W45_0246_CC_XX01				16 W	45°	1515 lm	2700 K	31	RAL 9016 (traffic white)
il4033_HS830X_B45_0246_CC_XX01				16 W	45°	1660 lm	3000 K	31	RAL 9011 (Black)
il4033_HS840X_B45_0246_CC_XX01				16 W	45°	1660 lm	4000 K	31	RAL 9011 (Black)
il4033_HS830X_W45_0246_CC_XX01				16 W	45°	1710 lm	3000 K	31	RAL 9016 (traffic white)
il4033_HS840X_W45_0246_CC_XX01				16 W	45°	1710 lm	4000 K	31	RAL 9016 (traffic white)
il4033_HS2750_B43_0246_CC_XX01				17 W	43°	1500 lm	2700 ... 5000 K (TW)	32	RAL 9011 (Black)
il4033_HS2750_W43_0246_CC_XX01				17 W	43°	1580 lm	2700 ... 5000 K (TW)	32	RAL 9016 (traffic white)
il4033_HS827X_B14_0246_CC_XX01				16 W	14°	1620 lm	2700 K	31	RAL 9011 (Black)
il4033_HS827X_W14_0246_CC_XX01				16 W	14°	1670 lm	2700 K	31	RAL 9016 (traffic white)
il4033_HS830X_B14_0246_CC_XX01				16 W	14°	1850 lm	3000 K	31	RAL 9011 (Black)
il4033_HS840X_B14_0246_CC_XX01				16 W	14°	1850 lm	4000 K	31	RAL 9011 (Black)
il4033_HS830X_W14_0246_CC_XX01				16 W	14°	1910 lm	3000 K	31	RAL 9016 (traffic white)
il4033_HS840X_W14_0246_CC_XX01				16 W	14°	1910 lm	4000 K	31	RAL 9016 (traffic white)
il4033_HS827X_B5C_0246_CC_XX01				16 W	12° X 43°	1540 lm	2700 K	31	RAL 9011 (Black)
il4033_HS827X_W5C_0246_CC_XX01				16 W	12° X 43°	1590 lm	2700 K	31	RAL 9016 (traffic white)
il4033_HS830X_B5C_0246_CC_XX01				16 W	12° X 43°	1710 lm	3000 K	31	RAL 9011 (Black)
il4033_HS840X_B5C_0246_CC_XX01				16 W	12° X 43°	1710 lm	4000 K	31	RAL 9011 (Black)
il4033_HS840X_W5C_0246_CC_XX01				16 W	12° X 43°	1760 lm	4000 K	31	RAL 9016 (traffic white)
il4033_HS830X_W5C_0246_CC_XX01				16 W	12° X 43°	1760 lm	3000 K	31	RAL 9016 (traffic white)

Specifications

Lifecycle Status	Active
Degree of protection	IP20
Protection class	III
Optics	Clear
Colour consistency	SDCM 3
Ambient temperature	5°C ... 45°C
Service life (L80/B10)	60,000 h (at 25°C)
Length (L)	250 mm

Width (B)	41 mm
Height (H)	105 mm
Connection mode	Plug connector
Dimmable/Controllable	Yes
Interface	depending on the driver
Housing material	Aluminium
Weight	1 kg
Nominal current	900 mA

Accessories



Cable bracket set (20 pieces)
IL4033_ZM_K_001



instalight NoLimit 4033 profile cover



Short circuit plug 4p
IL4033_KSS



Extension cable routing for Mid Power Linear and High Power modules



Extension cable 4p dt8



Short-circuit connector dt8
IL4033_Q4P_KSS



il4033 Control Gear CC external



il4033 Control Gear CC intra-profile TW DALI DT8



il4033 Control Gear CC external TW DALI DT8



il4033 Control Gear CC intra-profile