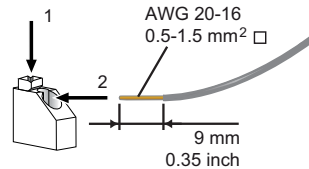
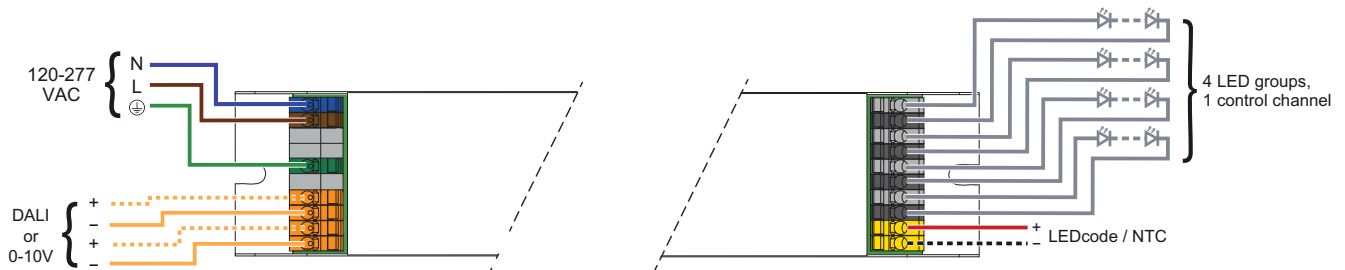




Pay attention when connecting the LED groups:

- polarity reversal results in no light output and often damages the LEDs
- combining + and - of different groups damages the driver



**WARNING:** Risk of electrical shock. May result in serious injury or death. Disconnect power before servicing or installing.



**CAUTION:** The device may only be connected and installed by a qualified electrician. All applicable regulations, legislation and building codes must be observed. Incorrect installation of the device can cause irreparable damage to the device and the connected LEDs.

### 120-277VAC

The driver accepts a universal mains voltage input of 120-277VAC, 50/60Hz.

### DALI/0-10V

On SOLOdrive 1060, you can use these connectors to connect the driver to a DALI network. Always combine a DA+ and DA- connector for either data input or data output.

On SOLOdrive 1061, you can use these connectors to connect a 0-10V control device or 47kΩ potentiometer, allowing you to turn on/off and dim the light.

### LED wire length

Maximum wire length from LED driver to LED engine at full load:

AWG value	20	19	18	17	16
Distance (m)	14	18	22	28	36
Distance (ft)	45.9	59	72.2	91.9	118.1



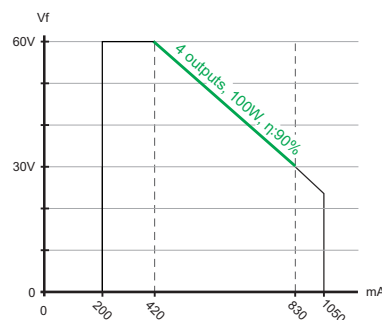
Please observe voltage drop over long wire lengths.



Longer wire lengths increase EMI susceptibility.

### LED groups

Indicates the location of the connectors for your LED groups. All LED groups are controlled over the same control channel (DALI ballast).



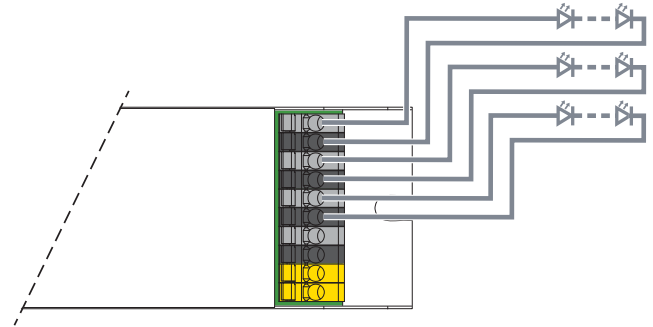
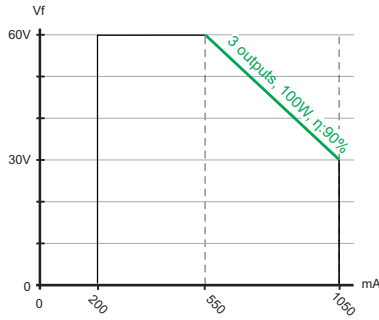
Output voltage vs output current for 4 outputs with symmetrical load

$V_{f_{typ}}$  is 57V, LED current ranges from 200mA - 1050mA

### LEDcode/NTC

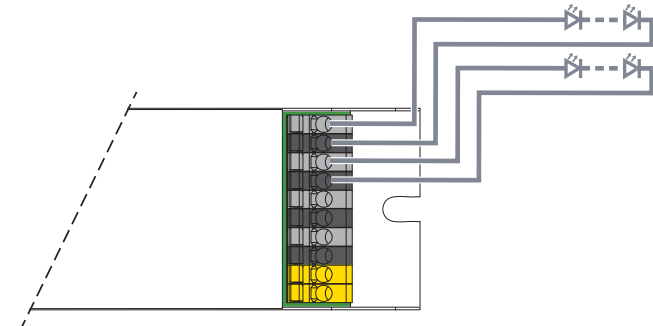
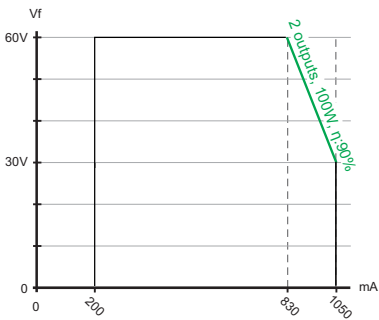
Use these connectors to connect a 47kΩ negative temperature coefficient (NTC) thermistor for closed loop LED engine temperature control.

**Connecting 3 LED groups**



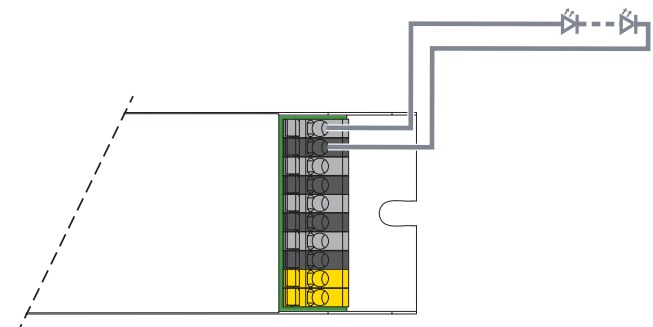
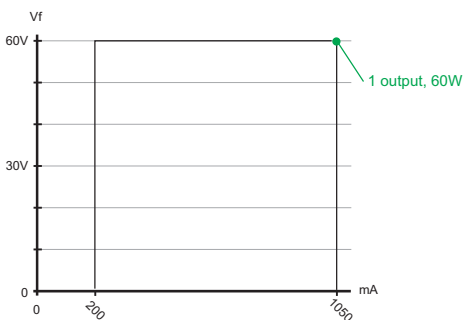
Output voltage vs output current for 3 outputs with symmetrical load  
 $V_{f_{typ}}$  is 57V, LED current ranges from 200mA - 1050mA

**Connecting 2 LED groups**



Output voltage vs output current for 2 outputs with symmetrical load  
 $V_{f_{typ}}$  is 57V, LED current ranges from 200mA - 1050mA

**Connecting 1 LED group**



Output voltage vs output current for 1 output  
 $V_{f_{typ}}$  is 57V, LED current ranges from 200mA - 1050mA